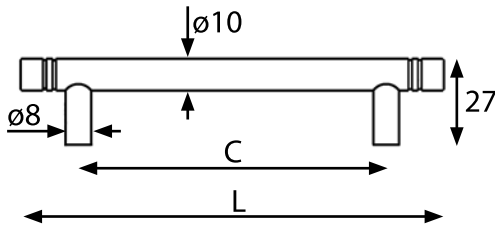


# BRUSHED STAINLESS STEEL

## 11000 Bar Pulls - $\phi 10\text{mm}$



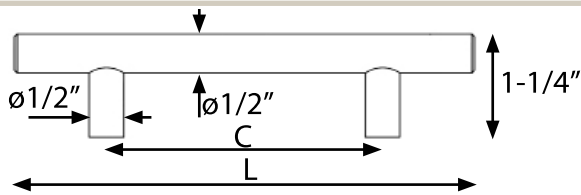
Matching knob - page 33



Ref. No.	C mm	L mm	L inches	Box
11000-38	96	132	5-3/16	25
11059-38	128	165	6-1/2	25
11060-38	160	200	7-7/8	25

Fasteners included: M4 x 25mm • AISI 304 Solid Stainless Steel with a brushed finish

## North American Measure Bar Pulls - $\phi 1/2''$



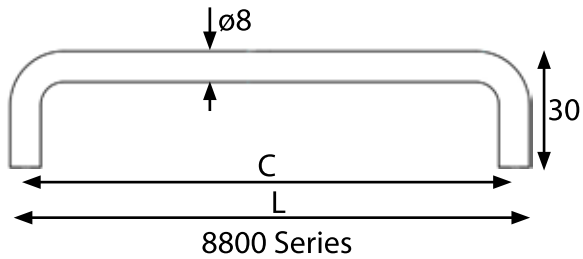
Ref. No.	C inches	L mm	L inches	Box
15000-3-38	3	115	4-1/2	25
15000-3.5-38	3-1/2	127	5	25
15000-4-38	4	140	5-1/2	25

Fasteners included: M4 x 25mm • AISI 304 Solid Stainless Steel with a brushed finish

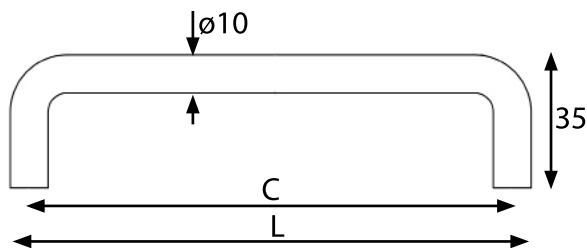
## 8800 - $\phi 8\text{mm}$ & 10000 - $\phi 10\text{mm}$ D Pulls



Matching appliance and door pull - page 43



8800 Series



10000 Series

$\phi 8\text{mm}$

$\phi 10\text{mm}$

Ref. No.	C mm	L mm	L inches	Box
8803-38	64	72	2-13/16	25
8800-38	96	104	4-1/8	25
8859-38	128	136	5-3/8	25
8860-38	160	168	6-5/8	25
8861-38	192	200	7-7/8	25
10005-38	64	74	2-15/16	25
10000-38	96	106	4-3/16	25
10059-38	128	138	5-7/16	25
10060-38	160	170	6-11/16	25
10061-38	192	202	7-15/16	25
10062-38	224	234	9-3/16	10
10063-38	256	266	10-1/2	10
10064-38	288	298	11-3/4	10
10065-38	320	330	13	10
10066-38	352	362	14-1/4	10
10068-38	416	426	16-3/4	10
10071-38	512	522	20-1/2	10

Fasteners included: M4 x 25mm • AISI 304 Solid Stainless Steel with a brushed finish