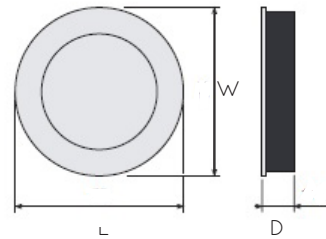


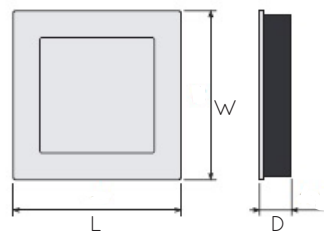

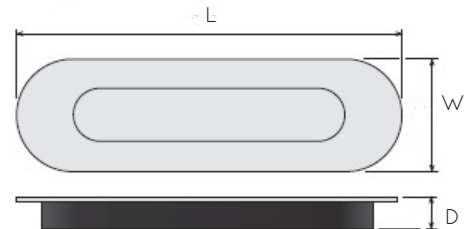
500 Series
Spring Flush Pulls



502-38-211



504-38-211



501-38-211



503-38-211



Ref. No	L mm	L Inches	W mm	D mm
501-38-211	75	2-5/16	75	18
502-38-211	75	2-5/16	75	18
503-38-211	75	6-1/8	45	18
504-38-211	75	6-1/8	45	18

AISI 304 Stainless Steel with Plastic Components . Suitable for Furniture and Light Sliding Doors