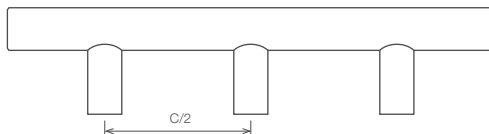
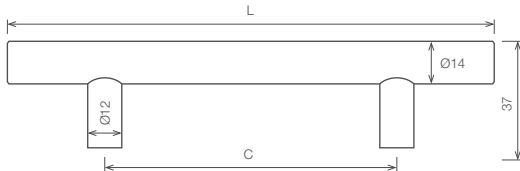



Bar Handles 16000 Series $\varnothing 14\text{mm}$



Ref. No.	C mm	L mm	L inches	C/2 mm	
16003-38	64	144	5-11/16		25
16000-38	96	176	6-15/16		25
16059-38	128	208	8-3/16		10
16060-38	160	240	9-7/16		10
16061-38	192	272	10-11/16		10
16062-38	224	304	11-15/16		10
16064-38	288	368	14-1/2		10
16065-38	320	400	15-3/4		10
16066-38	352	432	17		10
16067-38	384	464	18-1/4		10
16068-38	416	496	19-1/2		10
16070-38	480	560	22-1/16		10
16073-38	576	656	25-13/16		10
16075-38	640	720	28-3/8		10
16076-38	672	752	29-5/8		10
16078-38	736	816	32-1/8		10
16083-38	896	976	38-7/16		10
16085-38	960	1040	40-15/16		10
16091-38	1152	1232	48-1/2		10
16095-38	1280	1360	53-9/16	640	10
16099-38	1408	1488	58-9/16	704	10
16100-38	1440	1520	59-13/16	720	10