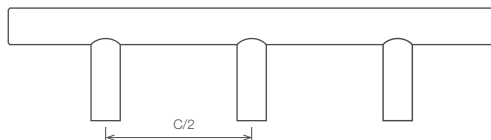
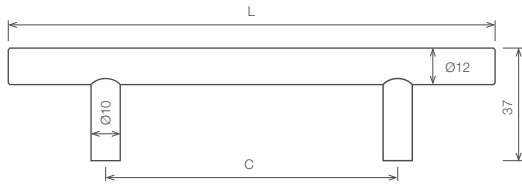



Bar Handles 15000 Series $\varnothing 12\text{mm}$



Ref. No.	C mm	L mm	L inches	C/2 mm	
15003-38	64	128	5-1/16		25
15000-38	96	160	6-5/16		25
15059-38	128	192	7-9/16		25
15060-38	160	224	8-13/16		25
15061-38	192	256	10-1/16		10
15062-38	224	288	11-5/16		10
15063-38	256	320	12-5/8		10
15064-38	288	352	13-7/8		10
15065-38	320	384	15-1/8		10
15066-38	352	416	16-3/8		10
15067-38	384	448	17-5/8		10
15068-38	416	480	18-7/8		10
15069-38	448	512	20-3/16		10
15070-38	480	544	21-7/16		10
15071-38	512	576	22-11/16		10
15072-38	544	608	23-15/16		10
15073-38	576	640	25-3/16		10
15074-38	608	672	26-7/16		10
15075-38	640	704	27-11/16		10
15076-38	672	736	29		10
15077-38	704	768	30-1/4		10
15078-38	736	800	31-1/2	368	10
15079-38	768	832	32-3/4	384	10
15081-38	832	896	35-1/4	416	10
15083-38	896	960	37-13/16	448	10
15085-38	960	1024	40-1/4	480	10
15091-38	1152	1216	47-7/8	576	10
15092-38	1184	1248	49-1/8	592	10
15095-38	1280	1344	52-15/16	640	10
15098-38	1376	1440	56-11/16	688	10
15099-38	1408	1472	57-15/16	704	10
15100-38	1440	1504	59-3/16	720	10